

WORK SESSION AGENDA



**Casper City Council
City Hall, Council Meeting Room
Tuesday, December 10, 2019, 4:30 p.m.**

Work Session Meeting Agenda		Recommendation	Allotted Time	Beginning Time
Recommendations = Information Only, Move Forward for Approval, Direction Requested				
1.	Council Meeting Follow-Up		5 min	4:30
2.	Fort Caspar Expansion	Direction Requested	15 min	4:35
3.	Wind River/Washakie Traffic Concerns	Direction Requested	30 min	4:50
4.	Utility Rates	Direction Requested	30 min	5:20
5.	Downtown Parking Fines Structure	Direction Requested	30 min	5:50
6.	Agenda Setting	Direction Requested	20 min	6:20
7.	Legislative Review		10 min	6:40
8.	Council Around the Table		10 min	6:50
Approximate End Time:				7:00

We are CASPER

Communication Accountability Stewardship Professionalism Efficiency Responsiveness

December 5, 2019

MEMO TO: J. Carter Napier, City Manager
FROM: Tim Cortez, Parks and Recreation Director
SUBJECT: Fort Caspar Museum Donation

Meeting Type & Date
Council Work Session
December 10, 2019

Action type
Information only.

Recommendation
None, information only.

Summary
In February of this year, the City took possession of a large collection of material from the Tripeny family. The agreement with the Tripeny Family and the City states the material shall be permanently displayed at Fort Caspar Museum by January of 2022. As part of this effort, the Tripeny Family in concert with the Fort Caspar Museum Association has agreed to raise funds for the project.

Financial Considerations
None at this time.

Oversight/Project Responsibility
Tim Cortez, Parks and Recreation Director

Attachments
None.

December 4, 2019

TO: J. Carter Napier, City Manager *JCN*
FROM: Keith McPheeters, Chief of Police *KMP 307*
SUBJECT: Traffic Safety on Wind River Avenue

Meeting Type & Date

Work Session, December 10, 2019

Recommendation

Direction requested.

Summary

The Casper Police Department was tasked with an analysis of traffic safety concerns surrounding the flow of traffic on Wind River Avenue, its adjoining side streets, and the frequency and severity of crashes occurring in the neighborhood as a whole. An analysis of a 7-year history of crashes does not reveal an increased frequency of severe crashes. Likewise, the analysis does not indicate a need for enhanced or altered roadway engineering nor the need for an alteration of the intended North/South traffic flow patterns.

The City of Casper follows the Manual on Uniform Traffic Control Devices (MUTCD) for the appropriate application of traffic control devices. The MUTCD is the national standard for all traffic control devices installed on any street, highway, bikeway, or private road open to public travel.

Several criteria are used for the appropriate installation of stop signs, including the following:

- Vehicular, bicycle, and pedestrian traffic;
- Number and angle of approaches;
- Approach speeds;
- Sight distance available on each approach; and
- Reported crash experience.

The criteria for the installation of a multi-way stop control is more stringent and is based upon crash history and a combination of vehicle/pedestrian/bicycle volumes entering the intersection. The requisite pedestrian and bicycle volumes are typically only met at college campuses or commercial districts. Stop signs should not be used for speed control. It should be recognized that the installation of unwarranted stop signs can lead to traffic disobedience, rerouting of traffic onto other roadways, and in some instances an increase in crash levels.

For these reasons, the Casper Police Department does not recommend installing a stop sign or three-way stop at any point on the North/South flow of traffic on Wind River Avenue.

It is the recommendation of the Casper Police Department that, due to Wind River Avenue's default role as a North/South travel corridor in this neighborhood, and due to periodic elevations in traffic flow on Wind River Avenue during peak, weekday, time periods, entry onto Wind River Avenue should be controlled by the installation of stop signs at the following side road entry points onto Wind River Avenue:

Eastbound on Big Horn at Wind River
Eastbound on Swanton at Wind River
Eastbound on Washakie at Wind River
Eastbound on Gannett at Wind River
Eastbound on Teton at Wind River

Financial Considerations

The cost of manufacture and installation for the five (5) recommended new stop signs is approximately \$1,000.

Oversight/Project Responsibility

Casper Police Department Command Staff
City of Casper Public Services Streets Division

Attachments




Seven year Wind River Avenue crash history analysis.



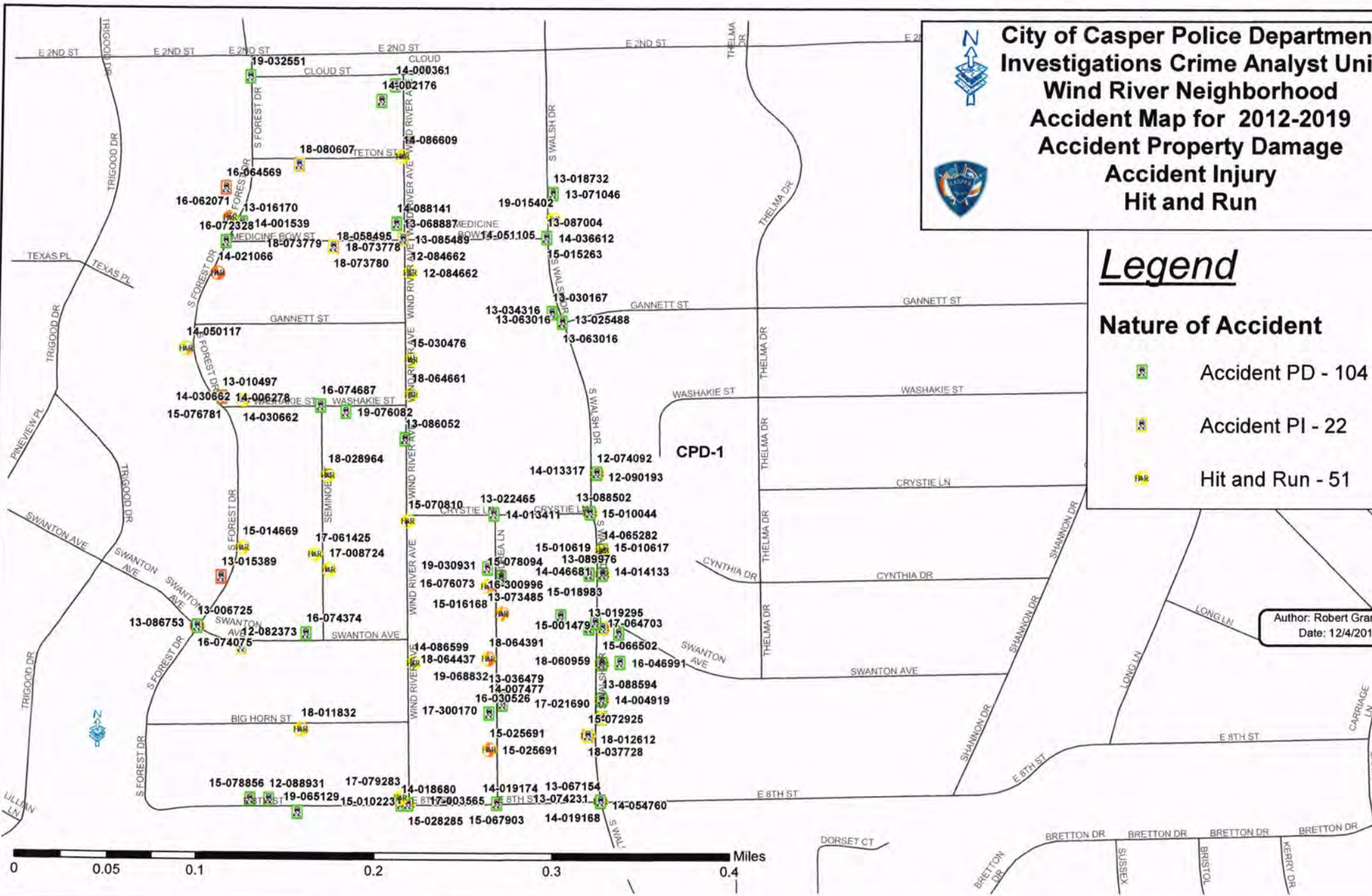
**City of Casper Police Department
Investigations Crime Analyst Unit
Wind River Neighborhood
Accident Map for 2012-2019
Accident Property Damage
Accident Injury
Hit and Run**

Legend


Nature of Accident


-  Accident PD - 104
-  Accident PI - 22
-  Hit and Run - 51

Author: Robert Grant
Date: 12/4/2019



November 26, 2019

MEMO TO: J. Carter Napier, City Manager 

FROM: Andrew B. Beamer, Public Services Director 
Cynthia M. Langston, Solid Waste Manager

SUBJECT: Establishing a New Rate Resolution for Residential and Commercial Solid Waste Collection, Recycling, and Disposal at the Casper Solid Waste Facility.

Meeting Type & Date:
Council Work Session
December 10, 2019

Action Type:
Resolution

Recommendation:

That Council, by resolution, adopt revisions to the current residential and commercial solid waste collection, recycling, and disposal fees at the Casper Solid Waste Facility, to become effective January 1, 2020, and January 1, 2021, and rescind Resolution No. 18-70.

Summary:

Staff met in November 2019 to discuss user rates for commercial trash collection, residential trash collection, and balefill tipping fees. During this meeting, continued increasing costs for refuse collection and balefill operations were discussed. The continued cost increases are primarily due to rising costs in truck and equipment replacement, with the high cost of steel and updated air emission systems. In addition, this fiscal year a Material Recovery Facility (MRF- aka Recycling Center) was constructed. In fiscal year 2017, the Refuse Collection Fund had a 16% increase in personnel and a 17% increase in fleet when street sweeping operations and trash collection for City parks and downtown were transferred from the General Fund to the Refuse Collection Fund. On the budget positive side, construction costs are low and Balefill Fund Special Waste accounts continued to grow with turbine farm disposal.

This memorandum outlines the cash flow assumptions made for refuse collection and balefill funds as well as provides a recommendation from staff on how to fund the required capital improvements and rising operational costs. The forecasted cash flow assumptions for the next five (5) years for city of Casper's balefill and refuse collection enterprise funds include:

1. A 0.5% rate of growth in landfill trash and City trash for commercial and residential accounts.
2. A 3% rate of inflation for operation and maintenance expenses and employee cost of living adjustments each year for the next five years. Operation and maintenance expenses include electricity, natural gas, and trucks/heavy equipment.
3. A 1.25% return on investment for Fiscal Year (FY) 2020 through FY 2025.

4. Loan payments on approximately \$2.1 million from the State Revolving Fund for construction of the first lined landfill cell in 2009. The loan is a 20-year loan at 2.5% interest.
5. Loan payments on approximately \$6.1 million from the State Revolving Fund for renovation of the 1983 baler building in fiscal year 2020 starting January 2021. Construction and operation of a MRF was approved by City Council in the 2009 Solid Waste Integrated Solid Waste Management Plan and a MRF design was approved in 2016 at a regular City Council meeting. Reserves for the MRF project were designated in the Refuse Collection Fund (\$1,732,760) and the Balefill fund (\$950,287) and were approved in the 2018 fiscal year budget.
6. Groundwater cleanup costs will be paid by the State of Wyoming through the State Revolving Fund and Landfill Remediation Program for the next nine (9) years. The associated Landfill Gas Control & Collection System (GCCS) construction was installed and operational in fiscal year 2018, and an additional 13 acres of the pre-regulation closed balefill was capped. Note: there are no reserves in the balefill fund for any future groundwater contamination projects. Groundwater contamination is from the old unlined landfill.
7. Rate adjustments are needed for new and replacement capital equipment and facilities with the cash flow assumptions listed above.

After discussing funding scenarios for capital improvement and various cash flow assumptions, staff recommends that Council:

1. Increase the Balefill tipping fee from \$49 per ton to \$51 per ton (5% increase) effective January 1, 2020, and from \$51 per ton to \$52 per ton (2% increase) effective January 1, 2021.
2. Increase the monthly residential trash collection fee by \$0.82 (5.0% increase) effective January 1, 2020, and by \$0.35 (2.0% increase) effective January 1, 2021.
3. Increase commercial trash collection by an average of 5.0% effective January 1, 2020, and 2.0% effective January 1, 2021.

In addition to rate increases, staff has recommended some new charges within the attached rate resolution, Appendix A. Solid waste collection and disposal rates in Wyoming communities were surveyed by the Wyoming Solid Waste and Recycling Association (WSWRA) in August 2019 and are attached as Appendix B.

Trash Collection Fee Summary (refer to Appendix A, rate resolution)

Paragraph A.1.a. Residential Weekly Collection Pickup Service Fees

A 5.0% and 2.0% residential collection increase for Casper residents is proposed over the next two (2) years. The monthly residential rate increases from \$16.44 to \$17.26 effective January 1, 2020, and from \$17.26 to \$17.61 effective January 1, 2021. The residential fee includes automated weekly collection and disposal (cost of baling and burying) of 90 gallons of garbage. Additionally, every resident receives 22 extra collection service days, household hazardous waste disposal

services, composting and recycling programs, and one free balefill pass per month as part of this monthly fee.

Paragraph A.1.b. Additional Residential Weekly Collection Pickup Service Fees

Additional 90-gallon trash collection fees are reduced (or 90-gallon weekly collection service for alley collection) by 50% to provide an incentive to not overfill trash containers.

Paragraph A.2. Additional Requested Pickup Services

An additional fee is established for additional pickups of residential containers placed for weekly service pickup. The fee for a residential customer to request an additional collection during the week are increased by 5%.

Paragraph A.3. Extra Collection

The fee for a residential customer to set out more than five large items for their extra trash collection has been raised from \$11 per each additional minute of collection to \$12 per minute.

Paragraph A.4. Special Collection

The fee for a residential customer to schedule a special collection for items prohibited from inclusion in trash containers or extra collection has been raised from a \$56 to a \$60 minimum charge.

Paragraph A.5. "On Call" Collection Fees

The fees associated with residential, on-call metal bins have been raised by 5.0% effective January 1, 2020 and 2% effective January 1, 2021. This service provides residential customers with the option of having a commercial on-call metal trash container placed at their residence for items such as remodeling, spring cleaning, etc. Only 4-cubic yard and 6-cubic yard trash containers are available for this service; therefore the 2, 3, and 8-cubic yard trash container fees were removed.

Paragraph A.6. Special Permits

The fee for a special permit, requiring medical documentation for necessity, for a residential customer to have a 90-gallon trash container be rolled out from their garage or front door to the street curb for weekly collection and returned to their garage or front door has not been increased.

Paragraph A.7. Residential Penalty Fees

Residential customers who habitually set their trash container out late causing drivers to return to the resident's home at a later time, are charged an additional fee. In addition, if a residential customer fills their trash container with extremely dense or heavy waste so the automated trash truck is not able to lift the trash container, an additional fee is assessed for manual collection. These fees are raised by 5.0% effective January 1, 2020.

Paragraph B.1. Commercial Weekly Collection Pickup Fees

The monthly rates for weekly pickup of commercial trash containers sizes one, two, three, four, six, and eight yards are raised as reflected in rate tables presented in Appendix A rate resolution. These increases represent raised commercial rates by 5.0% effective January 1, 2020, and 2.0% effective January 1, 2021.

Paragraph B.2. Special Collection

The fee for a commercial customer to schedule a special collection for items prohibited from inclusion in trash containers has been raised from a \$56 to a \$60 minimum charge.

Paragraph B.3. Additional Requested Pickup Fees

An additional fee is established for additional pickups of commercial containers placed for weekly service pickup. The current fee is raised by 5.0% effective January 1, 2020, and 2.0% effective January 1, 2021.

Paragraph B.5. Overfilled Bins

An additional fee is established for when a commercial container is overfilled. The current fee is raised to recover the actual costs to manual collect and cleanup garbage overflow. The cost is raised from \$11 per yard of overflowing garbage to \$12 per yard.

Paragraph B.6. Commercial Penalty Fees

Commercial customers who habitually call drivers to come back because the trash container was blocked or not accessible for collection, are charged an additional fee. In addition, if a commercial customer fills their trash container with extremely dense or heavy waste so the automated trash truck is not able to lift the trash container, an additional fee is assessed for manual collection. These fees are raised by 5%.

Paragraph B.7. Roll Off Container Services

Roll off container services are provided to city departments, non-profit organizations, and commercial trash customers for collection of and hauling of large quantities of waste, such as construction and demolition wastes. The delivery of the container and collection service fee are raised by 5%. The daily rental fee of \$3 per day has no increase.

The roll off container services fees are raised to \$90 for delivery, \$231 for each collection, and the daily rental fee of \$3 per day remains the same. The pre-service payment includes the delivery fee and first collection fee, and the per week rental fee is no longer required in the pre-service payment; reduced from \$326 to \$321.

Paragraph B.8 Public/Private School Solid Waste

School solid waste collection is given a 25% reduction from the commercial waste collection fees as identified in B.1. School breaks consisted of 3-months of the year over two (2) decades ago. Schools have requested weekly collection of trash services throughout the year for the last several years; thus, staff recommends eliminating the 25% reduction.

Disposal Fee Summary (refer to Appendix A, rate resolution)

Paragraph D.1.a. and c. Residential and Commercial Disposal

The current tipping fee for most solid waste delivered to the Casper Solid Waste Facility is \$49.00 per ton. A 30% surcharge fee applies to customers outside Natrona County with the exception of communities with solid waste agreements. Staff recommends raising this fee to \$51.00 per ton on January 1, 2020, \$52 per ton on January 1, 2021, and \$18 per truck load. The new fees will assist in covering the costs associated with replacement capital (such as equipment replacement and additional equipment needed to improve efficiencies of baling and minimizing landfill airspace) and future capital construction of lined cells and closing full cells.

Paragraph D.1.d. Commercial Garbage Exceptions

In 2016, construction to expand the compost yard by five (5) acres was completed. Part of the expansion included a fenced, gated controlled drop off yard for commercial customers to use from dawn to dusk, 7 days per week. Commercial customers will be provided an access card for the gate and informed if any material other than yard waste is dropped off; they will lose their privileges to the Dawn-to-Dusk yard. The fenced, gated drop off area will have cameras installed for the yard to be opened in the summer of 2020. This new area was constructed in an effort to offer commercial customers access to the solid waste facility with no wait times. With this new service, city staff will no longer be able to charge for grass clippings

coming into the compost yard via the scale house and the yard waste will require transport to the compost production yard.

To recover the cost for double handling yard waste from this area to the production area, monitoring to ensure no contamination occurs, and not charging for grass clippings, a minimum week fee of \$70 is required.

Grass clippings received during the months of July 1st through October 31st are charged a \$18 per Truck Load to encourage mulch mowing.

Paragraph D.2. Other Solid Wastes

The current tipping fees for other solid waste types, commonly referred to as Special Wastes, are increased by 5% with the exception of laboratory analysis fees for high levels of Total Petroleum Hydrocarbons (TPHs) and disposal of trailers or mobile homes too large for scale. The mixed waste fee was established to encourage commercial customers to separate their construction and demolition wastes from bale-able waste to significantly reduce the windblown litter at the landfill. Local construction haulers felt if the rate variance was at least \$70 per ton between the lined and unlined landfill fees, this would pay for the cost to separate wastes on most projects. Therefore, the rate for mixed waste loads was established.

A new special waste fee for wind turbine blades and motor housing disposal is recommended by staff. Because wind turbine blades are made of incredibly strong resins, the solid waste equipment is not able to crush/compact the material. An increase of 30% due to air space loss is recommended, raising the other special waste of \$59 per ton to \$75 per ton for wind turbine blades and motor housing units. A special handling fee of \$90 per blade is also recommended for taking photos of each turbine blades serial number and providing cradle to grave documentation to the customer.

Paragraph F. Adopt a Street Program

Fees are waived by the Solid Waste Division in cooperation with the Keep Casper Beautiful Program when volunteers coordinate and arrange a cleanup within the City limits through the Keep Casper Program. The language is changed to clarify that volunteer cleanups, not just Adopt a Street cleanups, may be waived if the volunteer cleanup is through the Keep Casper Beautiful Program within the City limits of Casper.

Paragraph H. Compost Yard Products

Staff recommends adding language to the fees for colored mulch that allows pricing to vary when current market costs to purchase colorizer (dye) varies.

Paragraph I. Compost Yard Products – Promotional Sales Events

A promotional sale in early April 2019 was approved by City Council allowing residential customers to be eligible for wholesale pricing and free loading. The sale was a huge success, doubling our April sales revenue from 2018 to April 2019; \$6,031 to \$12,235. The total revenue increase from January 1, 2018, through October 31, 2018, (\$38,595) compared to January 1, 2019, through October 31, 2019 (\$62,997) was 63% or a total of an additional \$24,402 in revenue. Staff recommends adding flexibility to offer promotional sale events whenever product volumes are high or sales are down. The sale pricing would be limited to wholesale pricing and free loading.

Financial Considerations:

Staff recommends these fees become effective on January 1, 2020 and January 1, 2021 as noted.

Oversight/Project Responsibility:

Cynthia Langston, Solid Waste Manager

Attachments:

Appendix A1 – Rate Resolution with Strikeout Changes

Appendix A2 – Rate Resolution Draft Final

Appendix B1 – August 2019 Statewide Landfill Fees Survey

Appendix B2 – August 2019 Statewide Trash Collection Fees Survey

APPENDIX A1 – DRAFT RATE RESOLUTION, STRIKEOUT VERSION

RESOLUTION NO. 19- ____

A RESOLUTION ESTABLISHING RATES FOR RESIDENTIAL AND COMMERCIAL SOLID WASTE COLLECTION, RECYCLING AND DISPOSAL AT THE CASPER REGIONAL SOLID WASTE FACILITY, AND RESCINDING RESOLUTION NO. ~~15-314~~18-70.

NOW, THEREFORE, BE IT RESOLVED BY THE GOVERNING BODY OF THE CITY OF CASPER, WYOMING; That the following rates are hereby established for the collection, recycling and disposal of garbage, recyclables and refuse effective ~~January~~May 1, 2020~~18~~ except where noted otherwise.

A. RESIDENTIAL SOLID WASTE COLLECTION SERVICES

1. Single-Family Resident and Multi-Family

a. Garbage Collection ~~\$16.44~~\$17.26 Monthly (Per Unit Charge)
Effective January 1, 2020

~~\$17.26~~\$17.61 Monthly (Per Unit Charge)
Effective January 1, 2021

b. Additional 90-gallon Collection ~~\$8.22~~ \$8.63 Monthly (Per Unit Charge)
50% (A.1. a.)

~~\$8.50~~ \$8.80 Monthly (Per Unit Charge)
50% (A.1. a.)
Effective January 1, 2019

2. Additional Requested Pickup Services ~~\$13.00~~ \$14.00 Per 90 Gallon Container
~~\$40.00~~ \$42.00 Per 300 Gallon Container

3. Extra Collection

a. Three Large Items Included in A.1.

b. Each Additional Minute of Collection ~~\$11.00~~ \$12.00

4. Special Collection ~~\$56.00~~ \$60.00 Minimum Charge

a. First Five Minutes Included

b. Each Additional Minute of Collection ~~\$11.00~~ \$12.00

B. COMMERCIAL SOLID WASTE COLLECTION SERVICES

1. Commercial Collection Tables*

Effective January 1, 2020 ~~2019~~ (5% increase)

Number of Trash Pickup Services Per Week*	1 Yard Bin Monthly Charges	2 Yard Bin Monthly Charges	3 Yard Bin Monthly Charges	4 Yard Bin Monthly Charges	6 Yard Bin Monthly Charges	8 Yard Bin Monthly Charges	90 Gallon Bin Monthly Charges	200 Gallon Bin Monthly Charges	300 Gallon Bin Monthly Charges	400 Gallon Bin Monthly Charges
One Pickup	\$56	\$74	\$94	\$112	\$154	\$196	\$18	\$36	\$56	\$74
Per Week	\$59	\$78	\$96	\$118	\$158	\$206	\$19	\$38	\$59	\$78

If commercial customer provides trash container, a 7% reduction is applied to the rate.

~~*NOTE: The monthly charges are linear for each bin size; therefore, charges for multiple bins are multiplied by the number of bins.~~

*NOTE: The monthly charges are linear for number of trash pickup services per week; therefore, charges for multiple pickups are multiplied by the monthly charges indicated in the above table for each size of container. i.e. two (2) pickups per week for a 4 Yard Bin would be \$116 X 2 = \$232.

Effective January 1, 2021 (2% increase)

Number of Trash Pickup Services Per Week*	1 Yard Bin Monthly Charges	2 Yard Bin Monthly Charges	3 Yard Bin Monthly Charges	4 Yard Bin Monthly Charges	6 Yard Bin Monthly Charges	8 Yard Bin Monthly Charges	90 Gallon Bin Monthly Charges	200 Gallon Bin Monthly Charges	300 Gallon Bin Monthly Charges	400 Gallon Bin Monthly Charges
One	\$59	\$78	\$96	\$118	\$158	\$206	\$19	\$38	\$59	\$78
	\$60	\$80	\$98	\$120	\$161	\$210	\$20	\$40	\$60	\$80

If commercial customer provides trash container, a 7% reduction is applied to the rate.

Commercial Collection Tables*

2. Special Collection ~~\$56.00~~ \$58.00- Minimum Charge

a. First Five Minutes Included

b. Each Additional Minute of Collection \$11.00 \$12.00

3. Additional Requested Collection (must provide request for additional collection one day prior to requested date) See Following Table

Effective January 1, 2020 (5% increase)

Bin Size	Delivery and Removal	One Normal MSW Dump	Construction Waste (Heavy or Dense)
2 Cubic Yard	\$34 <u>\$36</u>	\$53 <u>\$56</u>	\$71
3 Cubic Yard	\$34 <u>\$36</u>	\$53 <u>\$56</u>	\$83
4 Cubic Yard	\$34 <u>\$36</u>	\$65 <u>\$68</u>	\$95
6 Cubic Yard	\$34 <u>\$36</u>	\$71 <u>\$75</u>	\$118
8 Cubic Yard	\$34 <u>\$36</u>	\$91 <u>\$96</u>	\$129

Effective January 1, 2021 (2% increase)

Bin Size	Delivery and Removal	One Normal MSW Dump	Construction Waste (Heavy or Dense)
2 Cubic Yard	\$36 <u>\$37</u>	\$56 <u>\$57</u>	\$71
3 Cubic Yard	\$36 <u>\$37</u>	\$56 <u>\$57</u>	\$83
4 Cubic Yard	\$36 <u>\$37</u>	\$68 <u>\$70</u>	\$95
6 Cubic Yard	\$36 <u>\$37</u>	\$75 <u>\$77</u>	\$118
8 Cubic Yard	\$36 <u>\$37</u>	\$96 <u>\$98</u>	\$129

4. Commercial "On Call" Metal Bin See A.5.a., Residential "On Call" Metal Bin

5. Overfilled Bins ~~\$11.00~~ \$12.00 Per Yard

6. Commercial Penalty Fees

a. Habitual Customer Call Backs ~~\$16.85~~ \$17.70

b. Extremely Dense or heavy Waste* Double Fees
 *concrete, dirt, sand, sludge or garbage contents weighing more than 500 pounds

7. Roll Off Container Services

a. Delivery Fee ~~\$85.00~~ \$90.00

b. Collection (Only) Service Fee ~~\$220.00~~ \$231.00 Per Service

c. Disposal Rate X Tonnage

d. Container Rental (per day) \$3.00 Per Day or \$21 Per Week

e. Pre-Service Payment (delivery delivery and one collection fee) ~~\$326.00~~ \$321 Prior to

~~8. Public/Private School Solid Waste 25% Reduction B.1 Fees~~

89. Customers Outside the City Limits Within a Two-Mile Perimeter Apply 1.30% Multiplier to Solid Waste Commercial Collection Fees Found in Table B.1

C. COMMERCIAL COLLECTION RECYCLING SERVICES

1. Commercial recycling service charges for City and non-City sanitation customers are determined by applying a multiplier to change the solid waste rate schedule fees found in B.1.

OCC – Old Corrugated Containers (Cardboard)	0.50 OR 50%
OWP – Old White Paper or Office Pack	0.50 OR 50%
UBC – Used Aluminum Beverage Cans	Free Collection

(INTENTIONALLY LEFT BLANK)

D. DISPOSAL CHARGES AT CASPER REGIONAL SOLID WASTE FACILITY

1. Municipal Solid Waste (MSW) Disposal Charges for residents of Natrona County. See Table Below. NOTE: An additional 30% fee will be assessed for individuals residing outside of Natrona County, with the exception of those individuals residing within jurisdictions having written agreements with the City of Casper.

a.

	Natrona County Residents and Other Residents Residing Within Jurisdictions Having Written Agreements with the City of Casper	Outside-Natrona County Residents
Residential Garbage	\$49.00 <u>\$51.00</u> Per Ton	\$63.70 <u>\$66.30</u> Per Ton
Residential Garbage	\$51.00 <u>\$52.00</u> Per Ton (Eff. 1/1/21)	\$65.00 <u>\$67.60</u> Per Ton (Eff. 1/1/21)
Automobile	\$6.00 Per Automobile	\$7.80 Per Automobile
10-Foot OR LESS Pickup Bed Quantity	\$15.00 <u>\$18.00</u> Per Bed	\$19.50 <u>\$23.40</u> Per Bed
Chlorofluorocarbon (CFC) Containing Appliances	\$32.00 Per Item (If Doors on Appliance)	\$41.00 Per Item (If Doors on Appliance)
	\$28.00 Per Item (If Doors Removed From Appliance)	\$36.40 Per Item (If Doors Removed From Appliance)
Passenger Cars and Pickup Tires	\$3.00 Per De-Rimmed Tire (Limit 30)	\$3.90 Per De-Rimmed Tire (Limit 30)
Heavy Truck Tires or Semi Tires	\$6.00 Per De-Rimmed Tire (Limit 30)	\$7.80 Per De-Rimmed Tire (Limit 30)
Bulk Car, Pickup Truck, Heavy Truck, or Semi Tires (More than 30 de-rimmed tires)	\$135.00 Per Ton	\$175.50 Per Ton
Electronics	No Charge	No Charge

Fluorescent Bulbs	No Charge	No Charge
-------------------	-----------	-----------

b. Residential Garbage Exceptions

Water Bill Punch Pass	Included in Monthly Rate	N/A
Household Hazardous Waste	No Charge	No Charge
Clean Yard or Green Waste	No Charge	No Charge
Clean Metals or Appliances	No Charge (Non CFC)	No Charge (Non CFC)

The City Manager or his/her designee shall impose a fee of \$15.00 per load, in addition to any other charges otherwise due the City by residential customers transporting unsecured loads, as defined in Sections 8.40.100(a) and 8.32.140(f) of the Casper Municipal Code, to the solid waste facility. Upon payment of the additional \$15.00 fee for unsecured loads, the City may, based upon available supplies, provide such user a tarp, mess cord, or other device to prevent material from blowing or otherwise falling out of any such vehicle.

c.

	Natrona County	Outside-Natrona County Businesses
Commercial Municipal Solid Waste Garbage	\$49.00 <u>\$51.00</u> Per Ton	\$63.70 <u>\$66.30</u> Per Ton
Commercial Municipal Solid Waste Garbage	\$51.00 <u>\$52.00</u> Per Ton (Effective 1/1/19)	\$65.00 <u>\$67.60</u> Per Ton (Effective 1/1/19)
8-Foot Pickup Bed Quantity	\$15.00 <u>\$18.00</u> Per Bed	\$22.10 <u>\$23.40</u> Per Bed
Chlorofluorocarbon (CFC) Containing Appliances	\$32.00 Per Item (If Doors on Appliance)	\$41.00 Per Item (If Doors on Appliance)
	\$28.00 Per Item (If Doors Removed From Appliance)	\$36.40 Per Item (If Doors Removed From Appliance)
	\$3.00 Per Tire (Limit 30)	\$3.90 Per Tire (Limit 30)

De-Rimmed Passenger
Cars and Pick-up
Tires

De-Rimmed Heavy Truck Tires or Semi Tires	\$6.00 Per Tire (Limit 30)	\$7.80 Per Tire (Limit 30)
---	-------------------------------	-------------------------------

Bulk De-Rimmed Tires (Car, Pickup truck, Heavy Truck and Semi Tires)	\$135.00 Per Ton	\$175.50 Per Ton
---	------------------	------------------

Tires Larger Than 10
Inches in Width and 22
Inches in Diameter Rates will cover actual disposal costs. Disposal costs
vary with market pricing. Current rate sheets will be
available upon request.

Electronics	\$0.40 Per Pound	\$.52 Per Pound
-------------	------------------	-----------------

Fluorescent Light Bulbs	\$1.00 Per Bulb	\$1.30 Per Bulb
-------------------------	-----------------	-----------------

d. Commercial Garbage Exceptions

Clean Yard or Green Waste Other Than Grass (Check-in at Scale House)	No Charge	No Charge
---	-----------	-----------

Clean Yard or Green Waste (Check-in at Dawn to Dusk Compost Yard)	\$70.00 per Week	\$91.00 per Week
--	------------------	------------------

Grass (Check-in at Scale House) July 1 thru October 31	\$15.00 <u>\$18.00</u> Per Truck Load	\$19.50 <u>\$23.40</u> Per Truck Load
--	---	---

Clean Metals or Appliances	No Charge (Non CFC)	No Charge (Non CFC)
-------------------------------	---------------------	---------------------

The City Manager or his/her designee shall impose a fee of \$50.00 per load, in addition to any other charges otherwise due the City by commercial customers transporting unsecured loads, as defined in Sections 8.40.100(a) and 8.32.140(f) of the Casper Municipal Code, to the solid waste facility.

2. Other Solid Waste

a. Minimum Charge – Unless Specified	\$59.00 <u>\$63.00</u> ———	Per Ton
--------------------------------------	---------------------------------------	---------

b. Waste Used as Alternate Daily Cover (ADC) or Clean Untreated Wood ~~\$29.00~~ \$33.00 Per Ton

c. Petroleum Contaminated Soils with TPH DRO/GRO 8015 Test Results ~~\$59.00~~ \$63.00 Per Ton*

*After 300 tons disposed per project a reduced rate of ~~\$35.00~~ \$37.00 may apply.

0-10,000 PPM TPH		No Lab Surcharge
10,000-15,000 PPM TPH	\$250.00	Lab Surcharge, Plus Any Required Additional Laboratory or Disposal Costs Over the Surcharge
15,000- PPM TPH	\$500.00	Lab Surcharge, Plus Any Required Additional Laboratory or Disposal Costs Over the Surcharge

NOTE: Laboratory Work Must Be from a Local EPA-Certified Laboratory

d. Friable Asbestos or Other Waste Requiring Special Handling \$85.00 Per Ton*
*After one ton disposed per project a reduced rate of ~~\$59.00~~ \$63.00 may apply.

e. Trailers or Mobile Homes Too Large for Scale \$ 1,500 Minimum Additional Special Handling or Cell Development Fee May Apply

f. Inert Waste (Construction and Demolition Waste that cannot be Baled) ~~\$29.00~~ \$33.00 ——— Per Ton Unlined Landfill

g. Mixed Wastes ~~\$99.00~~ \$102.00 Per Ton

h. Wind Turbine Blades* and Motor Housing \$75 Per Ton

*Special Handling Fee \$90.00 Per Blade

E. CONDITIONALLY EXEMPT SMALL QUANTITY GENERATOR (CESQG) HAZARDOUS WASTE

Rates will cover actual disposal costs. Disposal costs vary with market pricing and a current rate sheet will be available at the City's solid waste facility.

F. ADOPT A STREET COMMUNITY CLEANUP PROGRAM

Fees Waived

Certificates may be issued by the Solid Waste Division in cooperation with the ~~Casper Adopt A Street Program. The Adopt A Street Program is operated by~~ Keep Casper Beautiful in conjunction with the Casper Area Chamber of Commerce.

G. NON PROFIT THRIFT STORES

B.7. Fees Apply, with
B.7.c. Ldf Disposal Fees Waived and
B.7.d Rental Fees Waived

D.1.c. Fees Apply, with
Electronic Fees
Waived

H. COMPOST YARD PRODUCTS

Compost Yard Product	Description	Retail Price Per Cubic Yard or Per 5-gal	Wholesale Price Per Cubic Yard*
4" Natural Mulch	Single Ground Tree Branches or Clean Wood	\$12.50	\$8.50
4" Natural Mulch 5 Gallons	Single Ground Tree Branches or Clean Wood in reusable 5-gallon bucket.	\$0.35	Not Available
2" Natural Mulch	Double Ground Tree Branches or Clean Wood	\$16.50	\$12.50
2" Natural Mulch 5 Gallons	Double Ground Tree Branches or Clean Wood in reusable 5-gallon bucket.	\$0.50	Not Available
Natural Fine Mulch	Wood Fines from screened double ground tree branches or clean wood	\$9.00	\$6.00
Natural Fine Mulch 5 Gallons	Wood Fines from screened double ground tree branches or clean wood in a reusable 5-gallon bucket.	\$0.75	Not Available
Colored Mulch	Double Ground Tree Branches or Clean Wood that has been Dyed Red, Black, Gold, Brown or other color.	\$35.00***	\$30.00***
Colored Mulch 5 Gallons	Double Ground Tree Branches or Clean Wood that has been Dyed Red, Black, Gold, Brown or other color in reusable 5-gallon bucket.	\$1.00	Not Available
Compost	Composted Yard Waste	\$20.00	\$18.00
Compost 5 Gallons	Composted Yard Waste in reusable 5-gallon bucket.	\$1.00	Not Available
Screened Top Soil	Sod dirt or top soil that has been through a 1/2" screen.	\$25.00	Not Available

Amended Top Soil	A combination of top soil, sand, fine mulch and compost	\$35.00	Not Available
Wood Pallet AND SAND		FREE	FREE
5-gallon Bucket	A 5-gallon bucket with no lid to carry product	\$4.00 each**	Not Available
Loading	Loading of material to customer vehicle.	\$10 per load	Not Available
Loading with Yard Waste Incentive Voucher	Loading of material to customer vehicle if the customer is utilizing yard waste incentive vouchers for free Product.	\$15.00 per load	Not Available

*Commercial company pre-ordered purchases only.

**Price for 5-gallon bucket may vary with market costs.

***[Price may vary with current market costs to purchase the colorizer.](#)

I. [COMPOST YARD PRODUCTS -- PROMOTIONAL SALES EVENTS](#)

[Promotional sales events and pricing may occur seasonally with wholesale pricing and free loading.](#)

IJ. COMMERCIAL EVENTS AND ACCIDENT SCENE STREET SWEEPING SERVICES

Commercial events and accident scene street sweeping services for special business events and accident scenes with responsible parties are determined by applying an hourly rate to the time to perform the service. An hourly rate of \$170 per hour is assessed Monday through Friday from 7 a.m. to 3 p.m. (normal operational hours) and an hourly rate of \$180 per hour is assessed during non-normal operational hours.

JK. RESIDENTIAL YARD WASTE INCENTIVE PROGRAM

Natrona County residents may receive a voucher with a specific dollar value to use towards the purchase of compost or natural (non-colored) wood chips when they bring their yard waste to the compost yard. Only grass, leaves, twigs, and branches are eligible. One half (1/2) of a Pickup Truck Bed (a few bags or branches) = a \$2.00 voucher. A level Pickup Truck Bed = a \$5.00 voucher. A Heaping Pickup Truck Bed = a \$10.00 voucher. Vouchers cannot be exchanged for currency, they are not transferrable, and all vouchers expire one year from the issue date. Loading Fee with this program is \$15 per Load.

[L.](#)

BE IT FURTHER RESOLVED: That Resolution No. ~~15-314~~ 18-70 pertaining to fees for the collection, disposal or recycling of solid waste is hereby rescinded.

PASSED, APPROVED, AND ADOPTED this day of ~~April, 2018~~ _____
--, 2019.

APPROVED AS TO FORM:
(Solid Waste Rates ~~2017/2018~~ [2019/2020](#))

ATTEST:

CITY OF CASPER, WYOMING
A Municipal Corporation:

Fleur D. Tremel
City Clerk

~~Ray Pacheco~~ Charles Powell
Mayor

APPENDIX A2 – DRAFT RATE RESOLUTION, NO STRIKEOUT VERSION

RESOLUTION NO. 19- ____

A RESOLUTION ESTABLISHING RATES FOR RESIDENTIAL AND COMMERCIAL SOLID WASTE COLLECTION, RECYCLING AND DISPOSAL AT THE CASPER REGIONAL SOLID WASTE FACILITY, AND RESCINDING RESOLUTION NO. 18-70.

NOW, THEREFORE, BE IT RESOLVED BY THE GOVERNING BODY OF THE CITY OF CASPER, WYOMING; That the following rates are hereby established for the collection, recycling and disposal of garbage, recyclables and refuse effective January 1, 2020 except where noted otherwise.

A. RESIDENTIAL SOLID WASTE COLLECTION SERVICES

1. Single-Family Resident and Multi-Family

a. Garbage Collection \$17.26 Monthly (Per Unit Charge)
Effective January 1, 2020

\$17.61 Monthly (Per Unit Charge)
Effective January 1, 2021

b. Additional 90-gallon \$8.63 Monthly (Per Unit Charge)
50% (A.1. a.)
Effective January 1, 2020

\$8.80 Monthly (Per Unit Charge)
50% (A.1. a.)
Effective January 1, 2021

2. Additional Requested Pickup Services \$14.00 Per 90 Gallon Container

\$42.00 Per 300 Gallon Container

3. Extra Collection

a. Three Large Items Included in A.1.

b. Each Additional Minute of Collection \$12.00

4. Special Collection \$60.00 Minimum Charge

a. First Five Minutes Included

b. Each Additional Minute of Collection \$12.00

B. COMMERCIAL SOLID WASTE COLLECTION SERVICES

1. Commercial Collection Tables*

Effective January 1, 2020

Number of Trash Pickup Services Per Week*	1 Yard Bin Monthly Charges	2 Yard Bin Monthly Charges	3 Yard Bin Monthly Charges	4 Yard Bin Monthly Charges	6 Yard Bin Monthly Charges	8 Yard Bin Monthly Charges	90 Gallon Bin Monthly Charges	200 Gallon Bin Monthly Charges	300 Gallon Bin Monthly Charges	400 Gallon Bin Monthly Charges
One Pickup Per Week	\$59	\$78	\$96	\$118	\$158	\$206	\$19	\$38	\$59	\$78

If commercial customer provides trash container, a 7% reduction is applied to the rate.

*NOTE: The monthly charges are linear for number of trash pickup services per week; therefore, charges for multiple pickups are multiplied by the monthly charges indicated in the above table for each size of container, i.e. two (2) pickups per week for a 4 Yard Bin would be \$116 X 2 = \$232.

Effective January 1, 2021

Number of Trash Pickup Services Per Week*	1 Yard Bin Monthly Charges	2 Yard Bin Monthly Charges	3 Yard Bin Monthly Charges	4 Yard Bin Monthly Charges	6 Yard Bin Monthly Charges	8 Yard Bin Monthly Charges	90 Gallon Bin Monthly Charges	200 Gallon Bin Monthly Charges	300 Gallon Bin Monthly Charges	400 Gallon Bin Monthly Charges
One	\$60	\$80	\$98	\$120	\$161	\$210	\$20	\$40	\$60	\$80

If commercial customer provides trash container, a 7% reduction is applied to the rate.

Commercial Collection Tables*

- 2. Special Collection \$58.00 Minimum Charge

 - a. First Five Minutes Included
 - b. Each Additional Minute of Collection \$12.00

(INTENTIONALLY LEFT BLANK)

3. Additional Requested Collection (must provide request for additional collection one day prior to requested date)

See Following Table

Effective January 1, 2020

Bin Size	Delivery and Removal	One Normal MSW Dump	Construction Waste (Heavy or Dense)
2 Cubic Yard	\$36	\$56	\$71
3 Cubic Yard	\$36	\$56	\$83
4 Cubic Yard	\$36	\$68	\$95
6 Cubic Yard	\$36	\$75	\$118
8 Cubic Yard	\$36	\$96	\$129

Effective January 1, 2021

Bin Size	Delivery and Removal	One Normal MSW Dump	Construction Waste (Heavy or Dense)
2 Cubic Yard	\$37	\$57	\$71
3 Cubic Yard	\$37	\$57	\$83
4 Cubic Yard	\$37	\$70	\$95
6 Cubic Yard	\$37	\$77	\$118
8 Cubic Yard	\$37	\$98	\$129

4. Commercial "On Call" Metal Bin See A.5.a., Residential "On Call" Metal Bin
5. Overfilled Bins \$12.00 Per Yard
6. Commercial Penalty Fees
- a. Habitual Customer Call Backs \$17.70
- b. Extremely Dense or heavy Waste* Double Fees
 *concrete, dirt, sand, sludge or garbage contents weighing more than 500 pounds
7. Roll Off Container Services
- a. Delivery Fee \$90.00
- b. Collection (Only) Service Fee \$231.00 Per Service
- c. Disposal Rate X Tonnage
- d. Container Rental (per day) \$3.00 Per Day or \$21 Per

	Week
e. Pre-Service Payment (delivery and one collection fee)	\$321 Prior to delivery
8. Customers Outside the City Limits Within a Two-Mile Perimeter	Apply 1.30% Multiplier to Solid Waste Commercial Collection Fees Found in Table B.1

C. COMMERCIAL COLLECTION RECYCLING SERVICES

1. Commercial recycling service charges for City and non-City sanitation customers are determined by applying a multiplier to change the solid waste rate schedule fees found in B.1.

OCC – Old Corrugated Containers (Cardboard)	0.50 OR 50%
OWP – Old White Paper or Office Pack	0.50 OR 50%
UBC – Used Aluminum Beverage Cans	Free Collection

(INTENTIONALLY LEFT BLANK)

D. DISPOSAL CHARGES AT CASPER REGIONAL SOLID WASTE FACILITY

1. Municipal Solid Waste (MSW) Disposal Charges for residents of Natrona County. See Table Below. NOTE: An additional 30% fee will be assessed for individuals residing outside of Natrona County, with the exception of those individuals residing within jurisdictions having written agreements with the City of Casper.

a.

	Natrona County Residents and Other Residents Residing Within Jurisdictions Having Written Agreements with the City of Casper	Outside-Natrona County Residents
Residential Garbage	\$51.00 Per Ton	\$66.30 Per Ton
Residential Garbage	\$52.00 Per Ton (Eff. 1/1/21)	\$67.60 Per Ton (Eff. 1/1/21)
Automobile	\$6.00 Per Automobile	\$7.80 Per Automobile
10-Foot OR LESS Pickup Bed Quantity	\$18.00 Per Bed	\$23.40 Per Bed
Chlorofluorocarbon (CFC) Containing Appliances	\$32.00 Per Item (If Doors on Appliance)	\$41.00 Per Item (If Doors on Appliance)
	\$28.00 Per Item (If Doors Removed From Appliance)	\$36.40 Per Item (If Doors Removed From Appliance)
Passenger Cars and Pickup Tires	\$3.00 Per De-Rimmed Tire (Limit 30)	\$3.90 Per De-Rimmed Tire (Limit 30)
Heavy Truck Tires or Semi Tires	\$6.00 Per De-Rimmed Tire (Limit 30)	\$7.80 Per De-Rimmed Tire (Limit 30)
Bulk Car, Pickup Truck, Heavy Truck, or Semi Tires (More than 30 de-rimmed tires)	\$135.00 Per Ton	\$175.50 Per Ton
Electronics	No Charge	No Charge

Fluorescent Bulbs	No Charge	No Charge
-------------------	-----------	-----------

b. Residential Garbage Exceptions

Water Bill Punch Pass	Included in Monthly Rate	N/A
Household Hazardous Waste	No Charge	No Charge
Clean Yard or Green Waste	No Charge	No Charge
Clean Metals or Appliances	No Charge (Non CFC)	No Charge (Non CFC)

The City Manager or his/her designee shall impose a fee of \$15.00 per load, in addition to any other charges otherwise due the City by residential customers transporting unsecured loads, as defined in Sections 8.40.100(a) and 8.32.140(f) of the Casper Municipal Code, to the solid waste facility. Upon payment of the additional \$15.00 fee for unsecured loads, the City may, based upon available supplies, provide such user a tarp, mess cord, or other device to prevent material from blowing or otherwise falling out of any such vehicle.

c.

	Natrona County	Outside-Natrona County Businesses
Commercial Municipal Solid Waste Garbage	\$51.00 Per Ton	\$66.30 Per Ton
Commercial Municipal Solid Waste Garbage	\$52.00 Per Ton (Effective 1/1/21)	\$67.60 Per Ton (Effective 1/1/21)
8-Foot Pickup Bed Quantity	\$18.00 Per Bed	\$23.40 Per Bed
Chlorofluorocarbon (CFC) Containing Appliances	\$32.00 Per Item (If Doors on Appliance)	\$41.00 Per Item (If Doors on Appliance)
	\$28.00 Per Item (If Doors Removed From Appliance)	\$36.40 Per Item (If Doors Removed From Appliance)
	\$3.00 Per Tire (Limit 30)	\$3.90 Per Tire (Limit 30)

De-Rimmed Passenger
Cars and Pick-up
Tires

De-Rimmed Heavy Truck Tires or Semi Tires	\$6.00 Per Tire (Limit 30)	\$7.80 Per Tire (Limit 30)
---	-------------------------------	-------------------------------

Bulk De-Rimmed Tires (Car, Pickup truck, Heavy Truck and Semi Tires)	\$135.00 Per Ton	\$175.50 Per Ton
---	------------------	------------------

Tires Larger Than 10 Inches in Width and 22 Inches in Diameter	Rates will cover actual disposal costs. Disposal costs vary with market pricing. Current rate sheets will be available upon request.	
--	--	--

Electronics	\$0.40 Per Pound	\$0.52 Per Pound
-------------	------------------	------------------

Fluorescent Light Bulbs	\$1.00 Per Bulb	\$1.30 Per Bulb
-------------------------	-----------------	-----------------

d. Commercial Garbage Exceptions

Clean Yard or Green Waste Other Than Grass (Check-in at Scale House)	No Charge	No Charge
---	-----------	-----------

Clean Yard or Green Waste (Check-in at Dawn to Dusk Compost Yard)	\$70.00 per Week	\$91.00 per Week
--	------------------	------------------

Grass (Check-in at Scale House) July 1 thru October 31	\$18.00 Per Truck Load	\$ 23.40 Per Truck Load
--	------------------------	-------------------------

Clean Metals or Appliances	No Charge (Non CFC)	No Charge (Non CFC)
-------------------------------	---------------------	---------------------

The City Manager or his/her designee shall impose a fee of \$50.00 per load, in addition to any other charges otherwise due the City by commercial customers transporting unsecured loads, as defined in Sections 8.40.100(a) and 8.32.140(f) of the Casper Municipal Code, to the solid waste facility.

2. Other Solid Waste

a. Minimum Charge – Unless Specified	\$63.00	Per Ton
--------------------------------------	---------	---------

b.	Waste Used as Alternate Daily Cover (ADC) or Clean Untreated Wood	\$33.00	Per Ton
c.	Petroleum Contaminated Soils with TPH DRO/GRO 8015 Test Results	\$63	Per Ton*
	*After 300 tons disposed per project a reduced rate of \$37.00 may apply.		
	0-10,000 PPM TPH		No Lab Surcharge
	10,000-15,000 PPM TPH	\$250.00	Lab Surcharge, Plus Any Required Additional Laboratory or Disposal Costs Over the Surcharge
	15,000- PPM TPH	\$500.00	Lab Surcharge, Plus Any Required Additional Laboratory or Disposal Costs Over the Surcharge

NOTE: Laboratory Work Must Be from a Local EPA-Certified Laboratory

d.	Friable Asbestos or Other Waste Requiring Special Handling	\$85.00	Per Ton*
	*After one ton disposed per project a reduced rate of \$63.00 may apply.		
e.	Trailers or Mobile Homes Too Large for Scale	\$ 1,500	Minimum Additional Special Handling or Cell Development Fee May Apply
f.	Inert Waste (Construction and Demolition Waste that cannot be Baled)	\$33.00	Per Ton Unlined Landfill
g.	Mixed Wastes	\$102.00	Per Ton
h.	Wind Turbine Blades* and Motor Housing	\$75	Per Ton
	*Special Handling Fee	\$90.00	Per Blade

E. **CONDITIONALLY EXEMPT SMALL QUANTITY GENERATOR (CESQG) HAZARDOUS WASTE**

Rates will cover actual disposal costs. Disposal costs vary with market pricing and a current rate sheet will be available at the City's solid waste facility.

F. COMMUNITY CLEANUP PROGRAM

Fees Waived

Certificates may be issued by the Solid Waste Division in cooperation with the Keep Casper Beautiful.

G. NON PROFIT THRIFT STORES

B.7. Fees Apply, with
 B.7.c. Ldf Disposal
 Fees Waived and
 B.7.d Rental Fees
 Waived
 D.1.c. Fees Apply, with
 Electronic Fees
 Waived

H. COMPOST YARD PRODUCTS

Compost Yard Product	Description	Retail Price Per Cubic Yard or Per 5-gal	Wholesale Price Per Cubic Yard*
4" Natural Mulch	Single Ground Tree Branches or Clean Wood	\$12.50	\$8.50
4" Natural Mulch 5 Gallons	Single Ground Tree Branches or Clean Wood in reusable 5-gallon bucket.	\$0.35	Not Available
2" Natural Mulch	Double Ground Tree Branches or Clean Wood	\$16.50	\$12.50
2" Natural Mulch 5 Gallons	Double Ground Tree Branches or Clean Wood in reusable 5-gallon bucket.	\$0.50	Not Available
Natural Fine Mulch	Wood Fines from screened double ground tree branches or clean wood	\$9.00	\$6.00
Natural Fine Mulch 5 Gallons	Wood Fines from screened double ground tree branches or clean wood in a reusable 5-gallon bucket.	\$0.75	Not Available
Colored Mulch	Double Ground Tree Branches or Clean Wood that has been Dyed Red, Black, Gold, Brown or other color.	\$35.00***	\$30.00***
Colored Mulch 5 Gallons	Double Ground Tree Branches or Clean Wood that has been Dyed Red, Black, Gold, Brown or other color in reusable 5-gallon bucket.	\$1.00	Not Available
Compost	Composted Yard Waste	\$20.00	\$18.00
Compost 5 Gallons	Composted Yard Waste in reusable 5-gallon bucket.	\$1.00	Not Available
Screened Top Soil	Sod dirt or top soil that has been through a 1/2" screen.	\$25.00	Not Available
Amended Top Soil	A combination of top soil, sand, fine mulch and compost	\$35.00	Not Available
Wood Pallet AND SAND		FREE	FREE
5-gallon Bucket	A 5-gallon bucket with no lid to carry product	\$4.00 each**	Not Available

Loading	Loading of material to customer vehicle.	\$10 per load	Not Available
Loading with Yard Waste Incentive Voucher	Loading of material to customer vehicle if the customer is utilizing yard waste incentive vouchers for free Product.	\$15.00 per load	Not Available

*Commercial company pre-ordered purchases only.

**Price for 5-gallon bucket may vary with market costs.

***Price may vary with current market costs to purchase the colorizer.

I. COMPOST YARD PRODUCTS -- PROMOTIONAL SALES EVENTS

Promotional sales events and pricing may occur seasonally with wholesale pricing and free loading.

J. COMMERCIAL EVENTS AND ACCIDENT SCENE STREET SWEEPING SERVICES

Commercial events and accident scene street sweeping services for special business events and accident scenes with responsible parties are determined by applying an hourly rate to the time to perform the service. An hourly rate of \$170 per hour is assessed Monday through Friday from 7 a.m. to 3 p.m. (normal operational hours) and an hourly rate of \$180 per hour is assessed during non-normal operational hours.

K. RESIDENTIAL YARD WASTE INCENTIVE PROGRAM

Natrona County residents may receive a voucher with a specific dollar value to use towards the purchase of compost or natural (non-colored) wood chips when they bring their yard waste to the compost yard. Only grass, leaves, twigs, and branches are eligible. One half (1/2) of a Pickup Truck Bed (a few bags or branches) = a \$2.00 voucher. A level Pickup Truck Bed = a \$5.00 voucher. A Heaping Pickup Truck Bed = a \$10.00 voucher. Vouchers cannot be exchanged for currency, they are not transferrable, and all vouchers expire one year from the issue date. Loading Fee with this program is \$15 per Load.

BE IT FURTHER RESOLVED: That Resolution No. 18-70 pertaining to fees for the collection, disposal or recycling of solid waste is hereby rescinded.

PASSED, APPROVED, AND ADOPTED this day of -----, 2019.

APPROVED AS TO FORM:
(Solid Waste Rates 2019/2020)

ATTEST:

CITY OF CASPER, WYOMING
A Municipal Corporation:

Fleur D. Tremel
City Clerk

Charles Powell
Mayor

APPENDIX B1 - STATEWIDE LANDFILL FEES SURVEY - AUGUST 2019

Facility	Tipping Fee/Ton	Monthly Household Rate	Commercial Rate	MSW Rate
Big Horn (North and South)	95/ton; \$70 ton CD			
Bridger Valley	\$40.00/\$60/ton			
Buffalo	\$75.00			
Campbell County #2	\$75.00			
Casper Regional	\$49/ton; \$29 C/D by appt only	\$16.44		
Cheyenne	\$68.60; \$34.30 minimum			
Cokeville #2	\$105/ton MSW or CD			
Douglas	\$150.00			
Eastern Laramie County	\$35.00			
Evanston #2	\$50.00			
Fremont County (x4)	\$80.00			
Green River transfer station.	\$69.00			
High County JPB	\$12/yard	\$16.00		
Horsethief Canyon #2 Transfer Station	\$121.00			\$115.00
Kaycee Transfer Station	\$24/pickup; \$64 trailers; \$20/piece for bulky items			
Kemmerer #2	\$100/ton MSW or CD			
Laramie	\$63.00			
Lusk transfer station	\$200.00			
Marbleton #2	\$35.00		\$15.00 - \$40.00	
Moorcroft #3	\$60; \$5 min.			
Newcastle #2	\$120.00			
Park County (x4)	\$120.00			
Rawlins	\$130.00			
Rock River #2 (TS)	\$63.60	\$28.00		
Rock Springs	Out of District = \$55.00			
Salt Creek Joint powers Board Transfer Station – Midwest	\$15 pickup or trailer <15 'more = \$50/ton		\$15 pickup or trailer <15', more = \$50/ton	
Sheridan #2	\$112.50			
Sundance transfer station and CD landfill	\$100.00 C&D disposal			\$100 sorted; \$200 unsorted
Thayne	\$115/ton MSW or CD			
Torrington #2	\$23.00 up to 1/2 ton; \$0/ton thereafter*; \$39 up to 1/2 ton, \$60/ton thereafter**		\$75/ton up to one ton, \$60 per ton thereafter	
Wheatland #2 Transfer station	\$45.00			
Worland #2	\$75.00			

Per Ton ~ \$62.70 2019 Average

Appendix B2 - Statewide Trash Collection Fee Survey

Municipality	Monthly Household Rate	Private Hauler Rate	Monthly Business Rate
Afton		\$26.00	
Albin	\$22.00		\$25.00
Alpine		\$33.66 avg.	
Baggs		Rates Vary	Rates Vary
Bairoil			\$25.00
Bar Nunn	\$21.25		
Basin	\$31.80		\$31.80
Bear River		\$27.40	
Big Piney		\$25.00	\$50.00
Buffalo	\$20.00		\$54.90, \$108.80
Burlington		\$35.00	\$51/\$98
Burns	\$20.00		\$20.00
Byron	\$20.00		
Casper	\$16.44		\$56 and up
Cheyenne*	\$30.60, \$26.25		\$106.45
Chugwater	\$20.50		\$58, \$112
Clearmont	\$23.00		\$33.00
Cody	\$20.68		\$47.64
Cokeville		\$25.00	
Dayton	\$31.72		\$70.35
Deaver	\$24.00		\$34.00
Diamondville	\$20.00		
Douglas	\$32.91		\$32.91
Dubois		\$13.40-\$25.88	
East Thermopolis	\$17.00		Variable
Edgerton	\$33.00		\$55.00
Elk Mountain	\$26.00		\$44.00
Encampment	\$25.00	\$23.00	\$34.93
Evanston #2	\$21.06		\$28.30
Evansville	\$19.93		\$41.91, \$82.99
Fort Laramie	\$20.40		\$27.00
Frannie	\$32.00		
Gillette	\$17.65		\$17.65, \$76.40
Glendo	\$23.00		\$30, \$45, \$65
Glenrock	\$14.25		\$57, \$85, \$114, \$170
Granger	\$26.50		
Green River	\$32.22		
Greybull	\$30.75		\$33.50
Guernsey	\$19.00		\$48.51 to \$108.87
Hanna	\$34.00		\$48.88
Hartville		\$20.00	\$31.50
Hudson		\$32.00	
Hulett	\$27.30		\$78.26, \$117.39, \$234.78, \$469.56
Jackson		\$32-42.50	\$115-\$217
Kaycee	\$24.00		\$50.00
Kemmerer	\$30.25		\$51.00
Kirby			
LaBarge		\$25.00	\$50.00
LaGrange	\$17.25		


Appendix B2 - Statewide Trash Collection Fee Survey


Municipality	Monthly Household Rate	Private Hauler Rate	Monthly Business Rate
Lander		\$32.00	
Laramie	\$21.64		\$62.75
Lingle	\$22.00		\$32.00, \$47.50, \$63.00
Lost Springs	\$35.95		
Lovell	\$20.00		\$27.00
Lusk	\$22.44		\$25.50, \$33.66
Lyman		\$25.00	\$136\$-246
Manderson		\$30.00	
Manville	\$18.50		
Marbleton		\$25.00	\$50.00
Medicine Bow	\$35.50		\$35.50
Meeteetse	\$27.50		\$19.25 to \$64.25
Midwest	\$33.00		\$55.00
Mills	\$16.50*		\$17, \$51, \$70, \$93.33
Moorcroft	\$24.00		\$60.00
Opal	\$20.00		N/A
Pavillion	\$8.00		
Pine Bluffs	\$18.00		\$35.00
Pine Haven	\$21.00		
Pinedale		\$28.00	\$120/month avg; \$65, \$85, \$105
Powell	\$31.10, \$29.60		\$33.55, \$78.58, \$96.30, \$128.67
Ranchester	\$28.84		\$82.40
Rawlins	\$15.00	\$31.00	
Riverside	\$25.00		\$60.00
Riverton	\$34.04, \$30.33, \$25.11		\$63.63
Rock River	\$28.00		
Rock Springs		\$18.00	
Rolling Hills		\$25.00	
Saratoga	\$25.00		\$27.00, \$29.00, \$50.00
Sheridan	\$20.33		\$10.54/yd3
Shoshoni		\$32, \$70.00	
Sinclair		\$31, \$171	
Star Valley Ranch		\$35.00	
Sundance	\$34.90		\$45.75
Superior	\$6.15		
Thayne		\$35, \$30 and up	
Thermopolis	\$21.00		\$32 to \$100.00
Torrington	\$30.00		\$58.50 and up
Wheatland	\$30.00		\$40.00 up to \$525
Worland	\$30.00		\$36.00
Wright		\$46.66, \$50.00	
Yoder	\$18.00		

Monthly Household Rate	Private Hauler Rate (Monthly - Individual Contracts)	Monthly Business Rate
Low = \$8.00 High = \$36.60 Avg. = \$20.26	Low = \$14.59 High = \$35.00 Avg. = \$27.63	Low = \$9.00 High = \$234.78 Avg. = \$43.10

*Cheyenne picks residential up trash once/wk. Businesses can get pickups 1x, 3x, or 6x/wk. Residents choose between 95 gal. rollouts or 65 gal. rollouts. *95 gal. trash container and 95 gal recycle container. **60gal waste and 95 gallon recycle 1x/wk. ***1.5 yd container/once/wk. Complex fee schedule - See fee schedule link on web page for more info.

November 25, 2019

MEMO TO: J. Carter Napier, City Manager 

FROM: Andrew Beamer, P.E., Public Services Director 
Bruce Martin, Public Utilities Manager

SUBJECT: Establishing Rates for Retail and Wholesale Water and Sewer Service

Meeting Type & Date
Council Work Session
December 10, 2019

Action Type
Direction Requested

Recommendation
That Council review updated water and sewer fund proforma and set revised water and sewer rates to become effective January 1, 2020, and January 1, 2021.

Summary
City of Casper retail and wholesale water and sewer rates are considered and approved by Council on a biennial basis. Resolution 18-69, approved April 17, 2018, set water and sewer rates for 2018 and 2019. Water and sewer fund proforma have been updated to determine appropriate water and sewer rates for 2020 and 2021.

The updated proforma for the water fund contains the following information and assumptions:

- 1) A 3% rate of inflation for operation and maintenance costs. This includes personnel, materials and supplies, and contractual services.
- 2) A 3% rate of inflation for Central Wyoming Regional Water expenses.
- 3) A 0.5% rate of growth in Natrona County based on the recent water and wastewater facility plans.
- 4) The model assumes that \$3.4 M in grant and/or loan funding will be obtained for the 10 Million Gallon Reservoir rehabilitation or replacement project.
- 5) The model includes \$2.3 million in grant funding allocated to the CY Booster Station Replacement project, the West Casper Zone II Water Main Project, and the East Casper Zone III Water System Improvements Project.
- 6) The model includes the continued use of \$2.5 M of 1%#16 funds each year for FY20 - FY24. Previous 1% funding cycles included \$1 M of funding annually for water main

replacements. The \$1.5 M increase in 1% funding allows for an additional 6,000 feet of water main replacement each year. The overall percentage of system replacement has improved from 0.19% to 0.47% annually.

- 7) Rates developed by this model include rate adjustments needed for new and replacement capital facilities in accordance with the Capital Improvement Plan (CIP), taking into account those funds obtained from system development charges, depreciation, reserves, 1% money, and outside grants/loans.

The updated proforma for the sewer fund contains the following information and assumptions:

- 1) A 3% rate of inflation for operation and maintenance costs. This includes personnel, materials and supplies, and contractual services.
- 2) A 4% rate of inflation for Regional Wastewater System (RWWS) expenses. The model assumes that approximately 84% of the wholesale wastewater operational charges are from Casper. The remainder is from other wholesale users of the RWWS.
- 3) A 0.5% rate of growth in Natrona County based on the recent water and wastewater facility plans.
- 4) The model includes the continued use of \$500,000 of 1%#16 funds each year for FY20 - FY24. Previous 1% funding cycles did not include any funds for sewer main rehabilitation/replacement. The use of \$500,000 in 1% funding allows for an additional 2,500 feet of sewer main rehabilitation/replacement each year. The overall percentage of system replacement has improved from 0.16% to 0.32% annually.
- 5) Rates developed by this model include rate adjustments needed for new and replacement capital facilities in accordance with the Capital Improvement Plan (CIP), taking into account those funds obtained from system development charges, depreciation, reserves, 1% money, and outside grants/loans.

Based on the detailed proforma, recommended rate increases for the water and sewer funds are as follows:

Water Fund

- January 1, 2020 – 2% rate increase
- January 1, 2021 – 3% rate increase

Sewer Fund

- January 1, 2020 – 6% rate increase
- January 1, 2021 – 6% rate increase

The proposed increases are slightly less than the long range projections presented in the May 2018 Raftelis water and sewer fund cost of services study. The Raftelis study projected water fund rate increases of 3% each year for FY20 and FY21. The study projected sewer fund rate increases of 8% each year for FY20 and FY21.

The Public Utilities Advisory Board, at its November 20, 2019 meeting, discussed and recommended a 1% retail water rate increase and a 6% sewer rate increase for each of the next two years.

A summary of the proposed changes follows.

RETAIL WATER SERVICE RATE SCHEDULE

January 1, 2020

The existing retail water minimum charge of \$8.05 would increase to \$8.21. The minimum usage volume of 1,500 gallons will remain unchanged. The existing volume charge of \$3.78 per thousand gallons would increase to \$3.86 per thousand gallons.

This would add an additional \$0.92 or 2.0% increase to the average monthly residential customer who uses 11,500 gallons of water per month.

January 1, 2021

The January 1, 2021 retail water minimum charge of \$8.21 would increase to \$8.46. The minimum usage volume of 1,500 gallons will remain unchanged. The existing volume charge of \$3.86 per thousand gallons would increase to \$3.98 per thousand gallons.

This would add an additional \$1.40 or 3.0% increase to the average monthly residential customer who uses 11,500 gallons of water per month.

RETAIL SEWER SERVICE RATE SCHEDULE

January 1, 2020

The existing retail sewer rate minimum charge would increase from \$8.69 per month to \$9.21 per month. The minimum usage volume of 2,000 gallons would remain unchanged. The volume rate would increase from \$3.53 per thousand gallons to \$3.74 per thousand gallons.

This would add an additional \$1.47 or 6.0% increase to the average sewer residential customer who uses 6,500 gallons of sewer per month.

January 1, 2021

The January 1, 2021 retail sewer rate minimum charge would increase from \$9.21 per month to \$9.76 per month. The minimum usage volume of 2,000 gallons would remain unchanged. The volume rate would increase from \$3.74 per thousand gallons to \$3.97 per thousand gallons.

This would add an additional \$1.56 or 6.0% increase to the average sewer residential customer who uses 6,500 gallons of sewer per month.

Casper's average retail residential water and sewer bills are very favorable in comparison with other entities in the region. It needs to be emphasized that many of the comparable entities have utilized other funding sources, such as optional Sixth Cent Capital Facilities Taxes, to help finance major upgrades to their water and wastewater systems.

WHOLESALE WATER RATES AND OUTSIDE-CITY RETAIL WATER RATES

In addition, updated wholesale water rates and outside-City retail water rates are also proposed for January 1, 2020, and January 1, 2021, prepared in conformance to the cost of service approach required by Wyoming State Statutes. The projected increase in the wholesale water rate for customers connected to Regional Water transmission lines is from \$2.13 per thousand gallons to \$2.34 per thousand gallons on January 1, 2020, and to \$2.55 per thousand gallons on January 1, 2021. The projected increase in the wholesale water rate for customers connected to Casper Water Transmission Lines is from \$3.03 per thousand gallons to \$3.23 per thousand gallons on January 1, 2020, and to \$3.42 per thousand gallons on January 1, 2021. The cost of wholesale Regional water increased from \$1.84 per thousand gallons to \$1.93 per thousand gallons on July 1, 2019. The projected increase to the existing outside-city retail water minimum charge is from \$9.98 to \$10.30 on January 1, 2020, and to \$10.54 on January 1, 2021. The minimum usage volume of 1,500 gallons will remain unchanged. The existing volume charge of \$5.08 per thousand gallons would increase to \$5.34 per thousand gallons on January 1, 2020, and to \$5.50 on January 1, 2021.

SEPTAGE, SUMP AND GREASE WASTE FEES

No rate increases are recommended for domestic septage, non-hazardous industrial sump waste, and grease waste disposal fees at the Wastewater Treatment Plant for 2020 or 2021.

Financial Considerations

Rate fee increases as proposed.

Oversight/Project Responsibility

Bruce Martin, Public Utilities Manager

Attachments

Average Water Bill Comparison Graph

Average Sewer Bill Comparison Graph

Other Entities Water & Sewer Rates

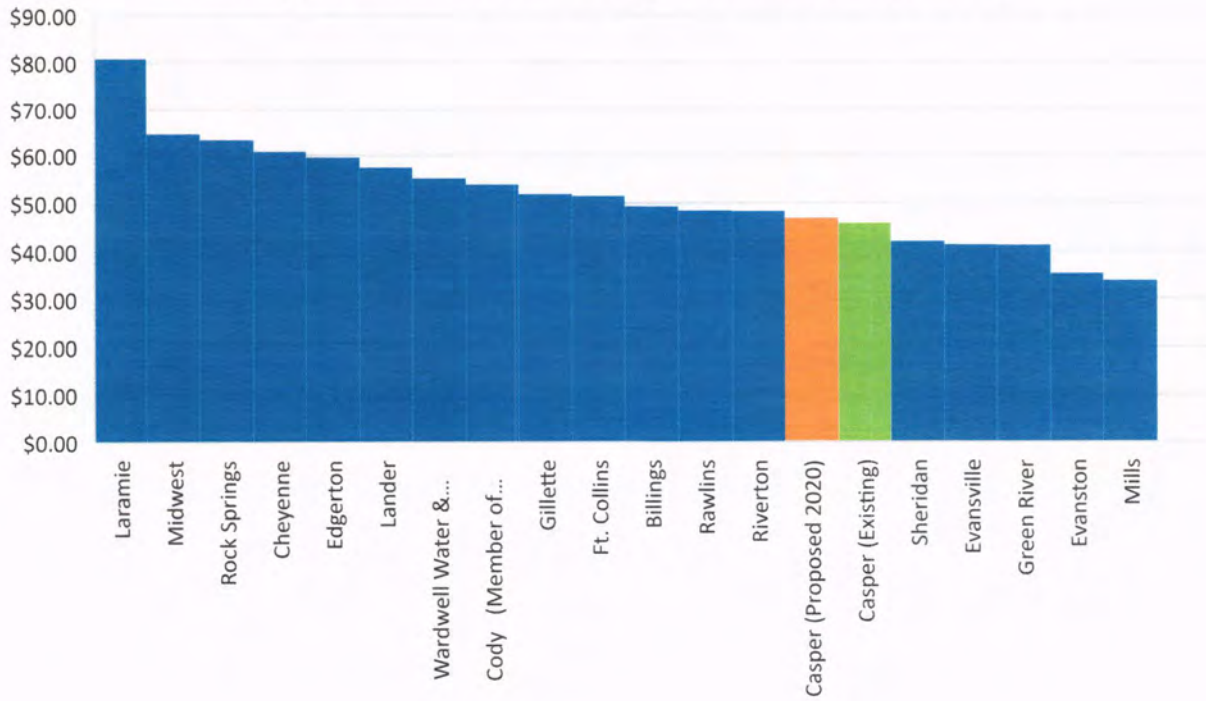
**2019 Water and Sewer Rates Information
From Other Entities**

Rate Comparison - Monthly - Inside City

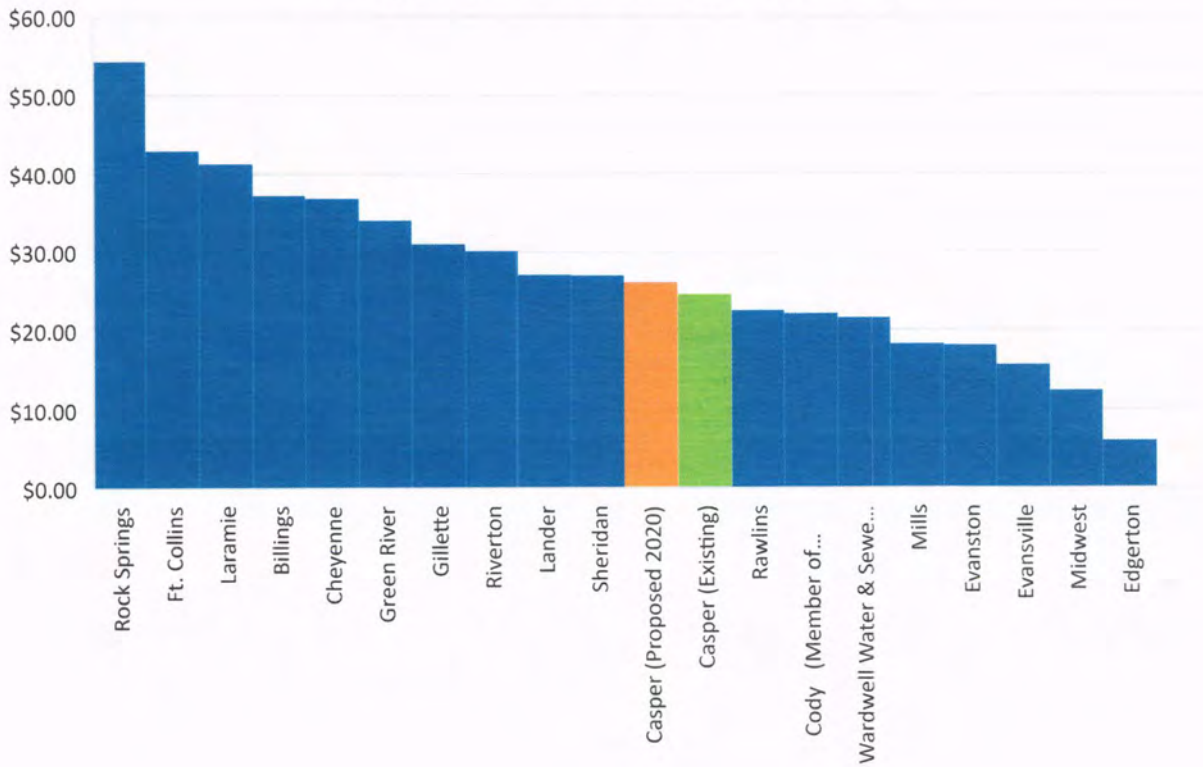
Average monthly residential use in the City of Casper is 11,500 gallons of water and 6,500 gallons of sewer.

Entity	Water Rate		Sewer Rate		Water	Sewer	Total Water And Sewer
	Base Rate	Per 1,000 gallons	Base Rate	Per 1,000 gallons	11,500 Gallons	6,500 Gallons	
Billings	\$8.15	0-10,472 - \$3.52/1,000 10,473-32,164 - \$4.21/1,000	\$6.80	\$4.68	\$49.34	\$37.22	\$86.56
Cheyenne	\$5.94	First 6,000 \$4.29/1,000 Next 18,000 \$5.30/1,000	\$4.98	\$4.90	\$60.83	\$36.83	\$97.66
Cody (Member of Shoshone Municipal Pipeline "SMP")	SMP - \$11.00 Cody - \$13.00 Total - \$24.00	\$2.60	\$10.14	\$1.84	\$53.90	\$22.10	\$76.00
Edgerton	\$50.00	\$2.75/1,000 over 8,000 gallons	\$6.00	\$0.00	\$59.63	\$6.00	\$65.63
Evanston	\$8.80	\$2.30	\$7.66	\$1.60	\$35.25	\$18.06	\$53.31
Evansville	\$6.39	\$3.03	\$11.40	\$1.68/1,000 over 4,000 gallons	\$41.24	\$15.60	\$56.84
Ft. Collins	\$17.87	0-7,000 \$2.77/1,000 7,001-13,000 \$3.18/1,000	\$18.97	\$3.69	\$51.57	\$42.96	\$94.53
Gillette	\$6.50	\$3.95	\$12.26	\$2.88	\$51.93	\$30.98	\$82.91
Green River	\$18.00	1,997-5,012 gal - \$2.43/1,000 5,013 & up - \$2.44/1,000	\$18.80	\$2.34	\$41.16	\$34.01	\$75.17
Lander	\$36.34	\$2.82/1,000 over 4,000 gallons	\$17.79	\$2.05/1,000 over 2,000 gallons	\$57.49	\$27.02	\$84.51
Laramie	\$23.16	1-3,000 - \$3.76 3,001-6,000 - \$4.69 6,001-24,000 - \$5.88	\$12.63	\$4.41	\$80.85	\$41.30	\$122.15
Midwest	\$55.80	\$2.50/1,000 over 8,000 gallons	\$12.35	\$0.00	\$64.55	\$12.35	\$76.90
Mills	\$8.55	\$2.52/1,000 over 1,500 gallons	\$18.20	\$0.00	\$33.75	\$18.20	\$51.95
Rawlins	\$14.00	\$3.00	\$15.00	\$3.00/1,00 over 4,000 gallons	\$48.50	\$22.50	\$71.00
Riverton	\$18.47	0-5,000 \$2.56/1,000 5,001 & Up \$2.63/1,000	\$17.70	\$4.96/1,000 over 4,000 gallons	\$48.37	\$30.10	\$78.47
Rock Springs	\$14.30	first 2,004 \$7.14/1,000 next 3,007 \$4.59/1,000 next 3,008 & up \$3.22/1,000	\$12.82	\$6.39	\$63.28	\$54.36	\$117.64
Sheridan	\$19.40	1,501 - 6,000 \$1.87/1,000 6,001 & up \$2.57/1,000	\$13.45	\$2.70/1,000 over 1,500 gallons	\$41.95	\$26.95	\$68.90
Wardwell Water & Sewer District	\$15.00	\$3.50	\$21.54	\$0.00	\$55.25	\$21.54	\$76.79
Casper (Existing)	\$8.05	\$3.78/1,000 over 1,500 gallons	\$8.69	\$3.53/1,000 over 2,000 gallons	\$45.85	\$24.58	\$70.43
Casper (Proposed 2020)	\$8.21	\$3.86/1,000 over 1,500 gallons	\$9.21	\$3.74/1,000 over 2,000 gallons	\$46.76	\$26.05	\$72.81
Percent of Change 2020	2%	2%	6%	6%	2%	6%	4%
Casper (Proposed 2021)	\$8.46	\$3.98/1,000 over 1,500 gallons	\$9.76	\$3.97/1,000 over 2,000 gallons	\$48.17	\$27.62	\$75.79
Percent of Change 2021	3%	3%	6%	6%	3%	6%	4%

Average Retail Water Bill Comparison (11,500 gallons)



Average Retail Sewer Bill (6,500 gallons)



December 6, 2019

MEMO TO: J. Carter Napier, City Manager

FROM: Liz Becher, Community Development Director *LB*
Keith McPheeters, Police Chief *KMP*
Cally Lund, Municipal Court Judge

SUBJECT: Urban Center Parking Plan Implementation – Round 3

Meeting Type & Date: Council Work Session, December 10, 2019.

Action Type: Informational Update and Request for Approval of proposed recommendations

Recommendation: That Council consider the Enforcement and Fine Structure recommendations proposed by City staff to improve parking turnover in the urban center, in lieu of parking meters.

Summary: City staff presented a 2nd update on the Action Items identified in the Urban Center Parking Plan to Council at their October 22 work session. The Urban Center Parking Plan implementation was identified as a 2019 Council Goal for Infrastructure Development.

Council had received citizen and merchant concerns about installing parking meters in the downtown commercial district since the initial work session in September. As a result, *Council asked City staff to explore expanded police enforcement, implement an updated fine procedure, and improve the marketing about downtown parking lots.*

New Enforcement Process

The Casper Police Department (CPD) currently has four (4), full-time Community Service Officers (CSOs). CSO duties generally include support services for the patrol division, including taking cold calls and crashes. The CSOs are the Department's primary response unit to a variety of non-emergent public safety needs such as abandoned vehicles, parking violations, and found property calls. Three of the four CSOs are in Field Training, which limits self-initiated parking enforcement opportunities until the Field Training is completed. Under the proposed parking enforcement strategy, the CSO's will be working on a rotating basis, as available, with 1 CSO per week having a primary duty of downtown parking enforcement. Staffing for downtown parking will be subject to weather and special events. In addition, CPD is stepping up parking enforcement during the Christmas season and plans on some high visibility "roving, parking enforcement packs" beginning December 9th.

Currently, Officers are issuing paper, hand-written, citations for parking issues in the downtown area. The Department is in the process of finalizing the Tyler Brazos parking solution software (estimated implementation is for after the first of the year). The Department already has obtained

the hardware for two, handheld, parking citation systems. Issued Parking Citations will be handled as any other misdemeanor citations and will go to the municipal court.

New Fine Procedure

Council had previously shared that they were hearing that people never got parking citations because the CPD was using citations that did not adhere to car windows, and were blowing off. Thus, municipal court was leery of issuing warrants. Anyone who would default on a parking citation is typically issued a summons to be served in person for proper service. Due to the limited staffing of CSO's, it was difficult to have summons delivered. Municipal court has worked with Oil City News to establish a "Summons Watch" to see if they could get people to come in on the summons, which has not gone live yet.

Municipal Court is also suggesting that the CPD get the same sticky type citations that the Wyoming Highway Patrol uses to tow vehicles. Those citations would not blow away and the Municipal Court judge would be more comfortable issuing warrants when the individuals do not pay by their court dates, or do not come to their hearing. In addition, pursuant to WRCP 3.1(d) the CPD officers have the discretion whether to allow the Defendant to forfeit bond in lieu of appearance or to make it a must appear citation. Therefore, on any repeat offenders, the CPD officers could mark Must Appear and the defendant could then be addressed in court for repeat offenses. The Municipal Court team believes that if the process was correctly implemented, the issue of disregard of parking rules downtown would remedy itself.

Improved marking of downtown parking lots

There are 506 *public* parking spaces in the downtown business district and 994 *private* parking spaces which, when consistently utilized, will improve the turnover on the City streets.

The downtown parking structure, owned by the City and managed by the Downtown Development Authority (DDA) has 449 parking spaces; 45 of which are dedicated to the residents in the Wyoming Bank Building apartments.

The monthly rate is \$43.

Hourly parking is \$1.00, after the first 2, free hours.

Current occupancy is at 80%.

Council considered offering 2 additional hours of free parking in the structure, in addition to the 2 hours of free parking currently in place. The rationale was to encourage downtown employees to park there instead of on the street. Council also suggested that downtown merchants do more "self-enforcement" of street parking, and incentivize their employees to park in the structure. In addition, the downtown merchants can use their validation coupons to reward customers with complimentary parking in the downtown garage.

The DDA believes that with expanded police enforcement and consistent fine procedures being pursued, violators of downtown parking will become monthly, paid subscribers of the downtown parking garage, and raise the occupancy rate up to 90-95%. They do not want to see the free parking increased to 4 hours, because they believe the increased police enforcement will push citizens to park in the garage and pay the minimal rate.

MPO staff will be producing a quarterly newsletter, called the *Parking Space*, in partnership with the CPD and Municipal Court, for distribution to downtown businesses, and available on the City website, to inform citizens of parking lot locations, special parking garage incentives, enforcement updates, and parking citation statistics. There will also be a section about mobility management, which is the newest concept in transportation planning.

Financial Considerations: None at this time. The Parking Study was funded through the Metropolitan Planning Organization (MPO) in 2018.

Oversight/Project Responsibility: MPO Staff, Municipal Court Staff, and the Casper Police Department

Attachments: None